

Analysis of Local Data

WELCOME!

The session will start shortly.

- Before we get started, please remember to **enable captioning** (if needed) by selecting the “CC” or “Live Transcript” icon on your toolbar.
- **“Active Speaker” view is recommended.** Switch your view by selecting the icon at the top right-hand corner of your screen.

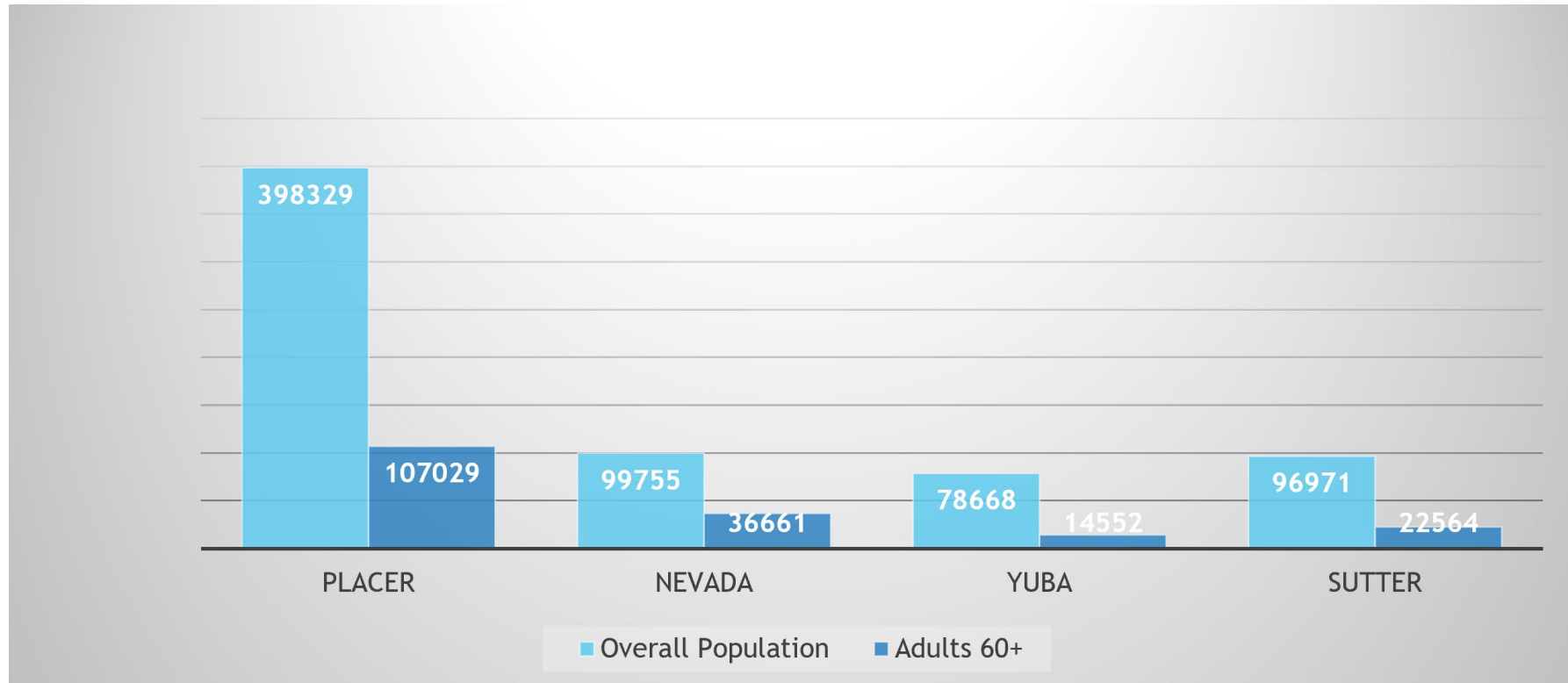


Analysis of Local Data Nevada, Yuba/Sutter & Placer Counties

Presented by:

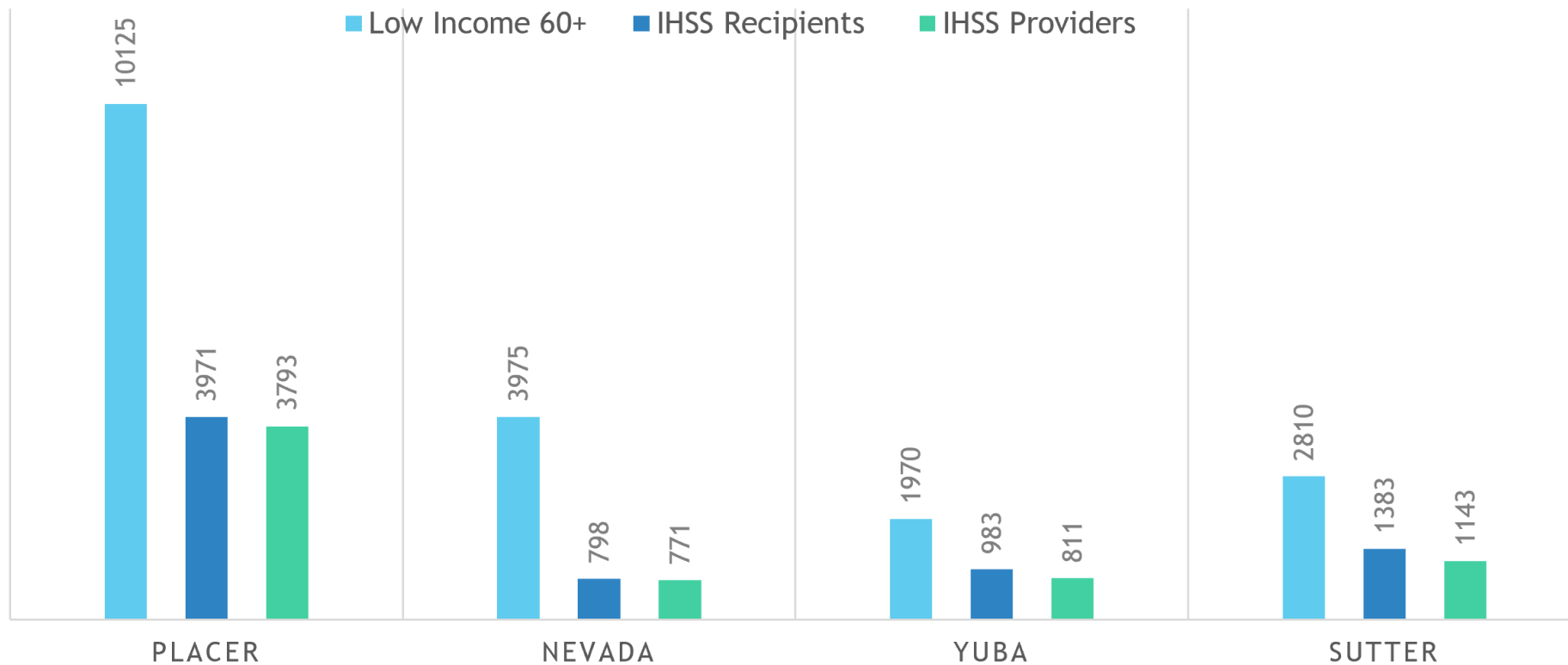
Eldon Luce, ADRC Coordinator, Agency on Aging Area 4
Sara Martinez, ADRC Navigator, Agency on Aging Area 4
Carl Sigmond, Disability Community Advocate, FREED

Population by County



- ▶ According to the Independent Living movement people with disabilities make up 18-20% of the population.

Low Income Adults 60+ and People using In-Home Support Services



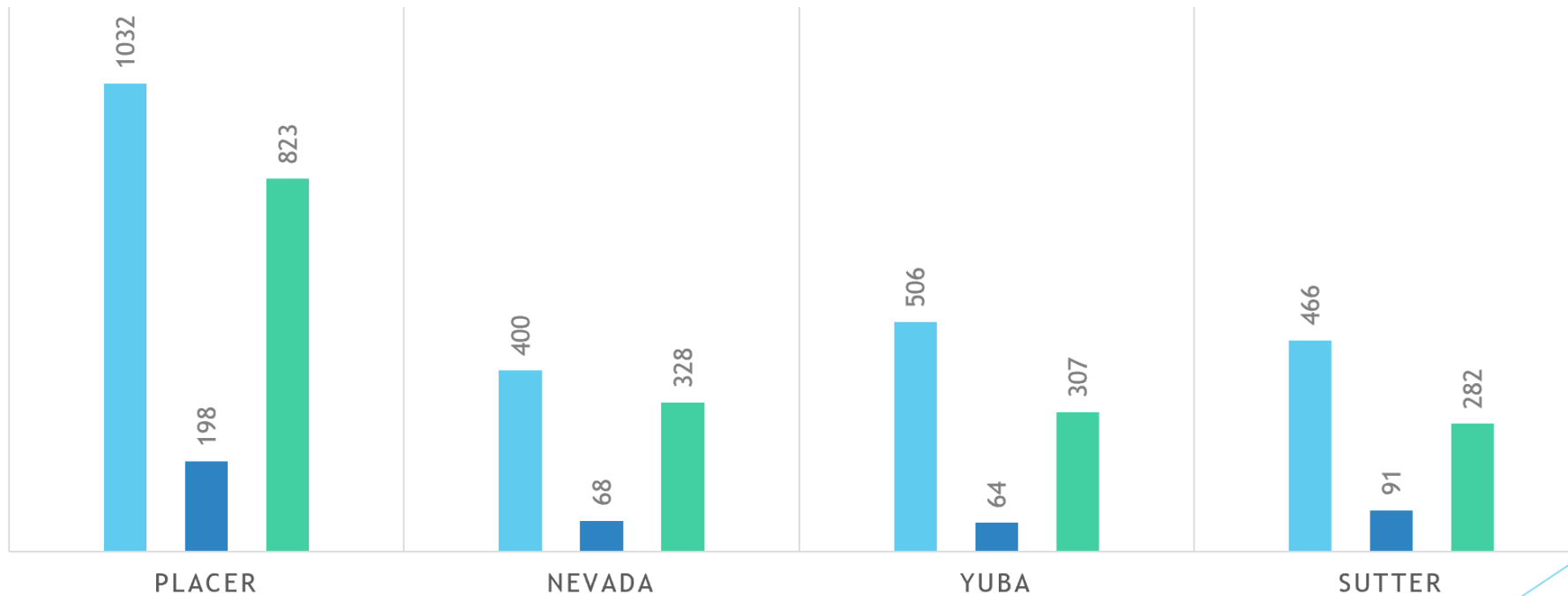
Geographically Isolated Adults 60+

- ▶ Placer- 12,428
- ▶ Nevada- 11,707
- ▶ Yuba- 4,215
- ▶ Sutter- 2,905
- ▶ Total for all Counties- 31,255



Older Adults and People with Disabilities Experiencing Homelessness

■ People Experiencing Homelessness
■ 60+ Experiencing Homelessness
■ People with disabilities experiencing Homelessness



Number of Skilled Nursing Facilities and RCFE

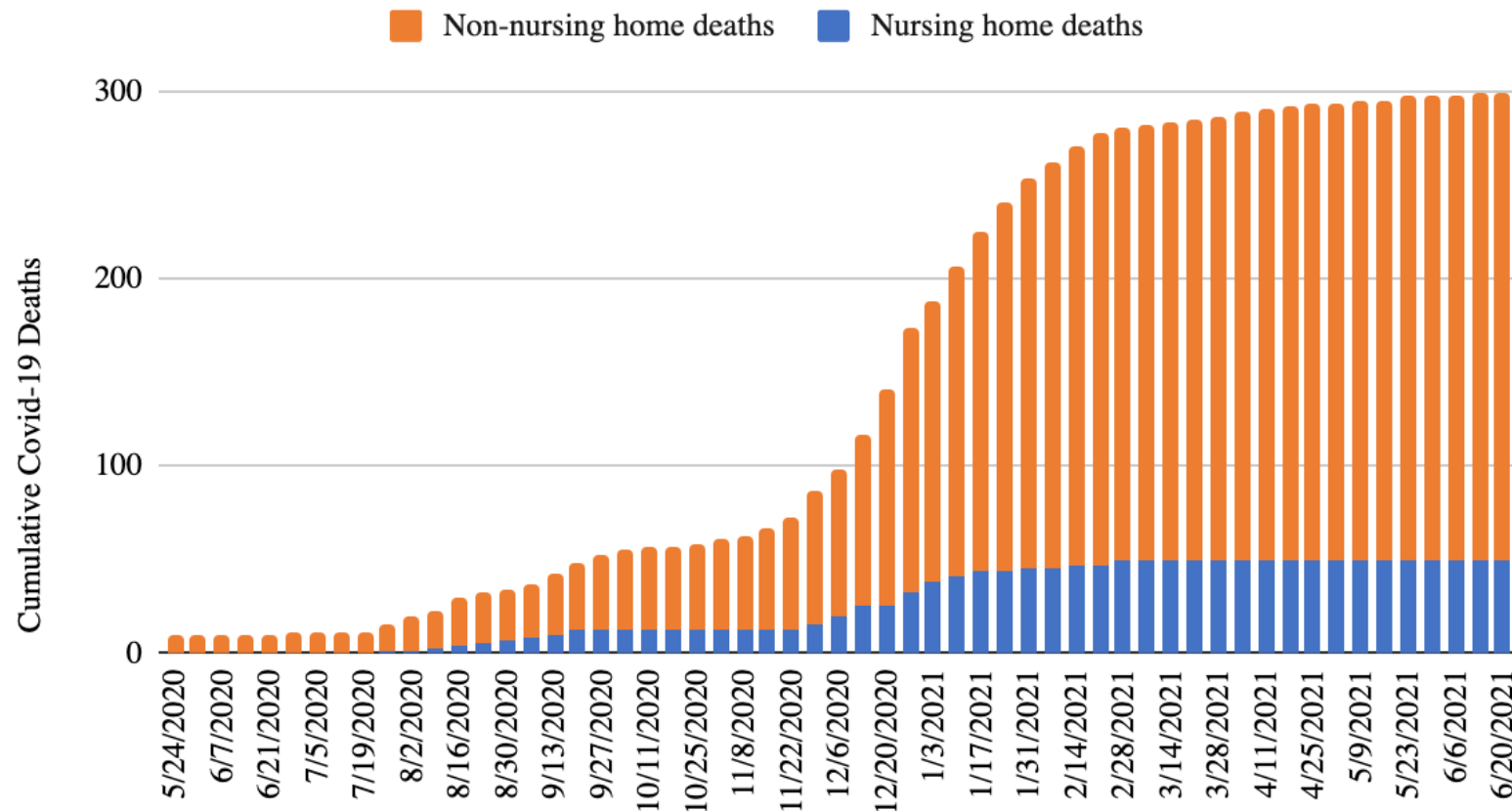
- ▶ Placer-257 Facilities & 5,190 Beds
- ▶ Nevada-22 Facilities & 893 Beds
- ▶ Yuba- 13 Facilities & 293 Beds
- ▶ Sutter-25 Facilities & 911 Beds
- ▶ Total Facilities- 317 & Total beds 7,287

Covid-19 Data: The numbers

	Total Cases	Total Deaths	18yo+ Fully Vaccinated	Population	Case Fatality Rate
Nevada County	4,923	72	55%	98,710	1.46%
Sutter County	9,601	114	51%	105,747	1.19%
Yuba County	6,165	50	42%	79,290	0.81%
Placer County	23,592	299	60%	400,434	1.27%
California	3,830,000	63,351	62%	39,510,000	1.65%
United States	33,700,000	605,000	58%	328,200,000	1.80%

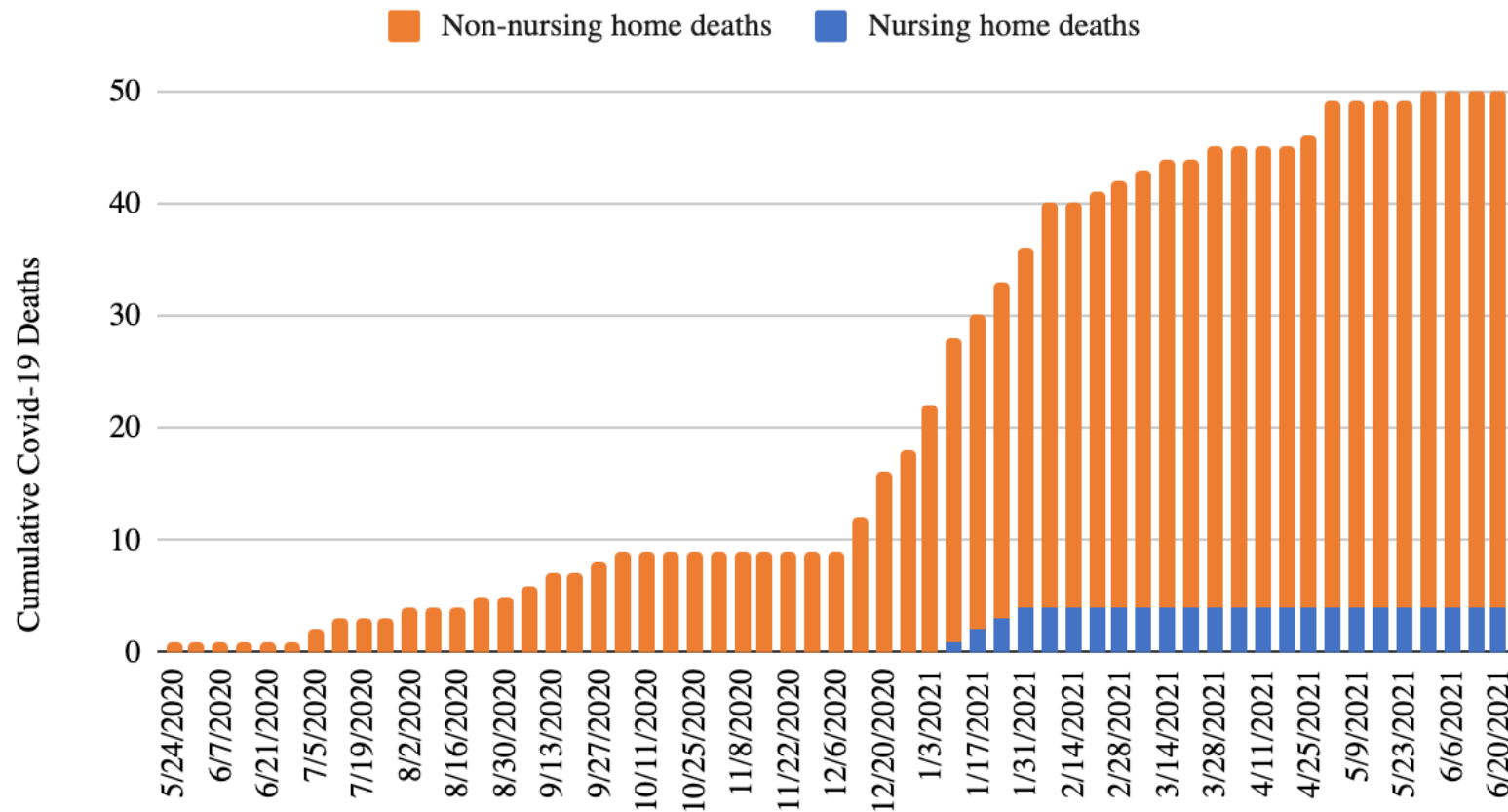
Covid-19 Impact on nursing homes in Placer County

Cumulative Covid-19 Deaths: Nursing homes vs. Non-nursing homes



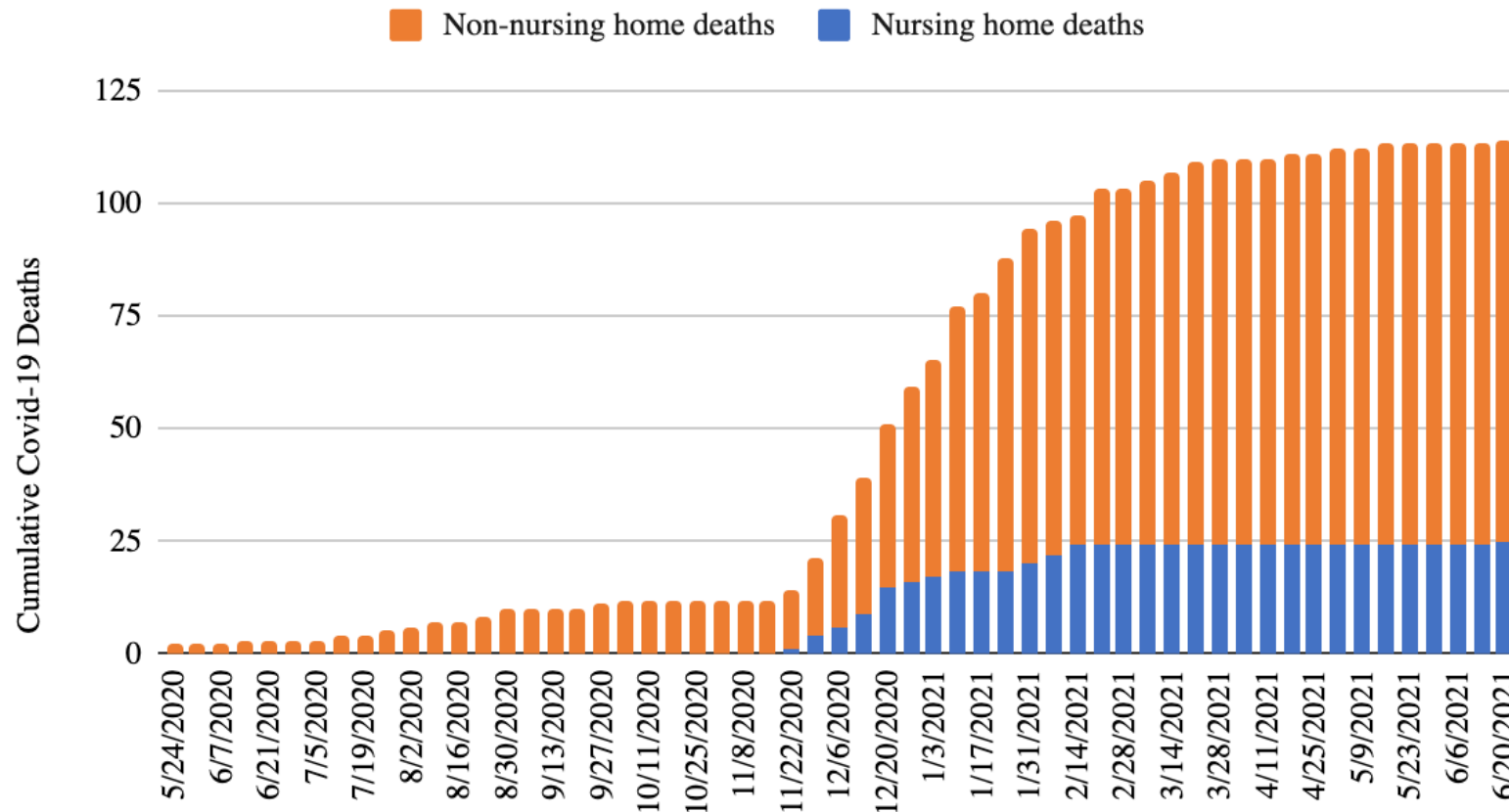
Covid-19 Impact on nursing homes in Yuba County

Cumulative Covid-19 Deaths: Nursing homes vs. Non-nursing homes



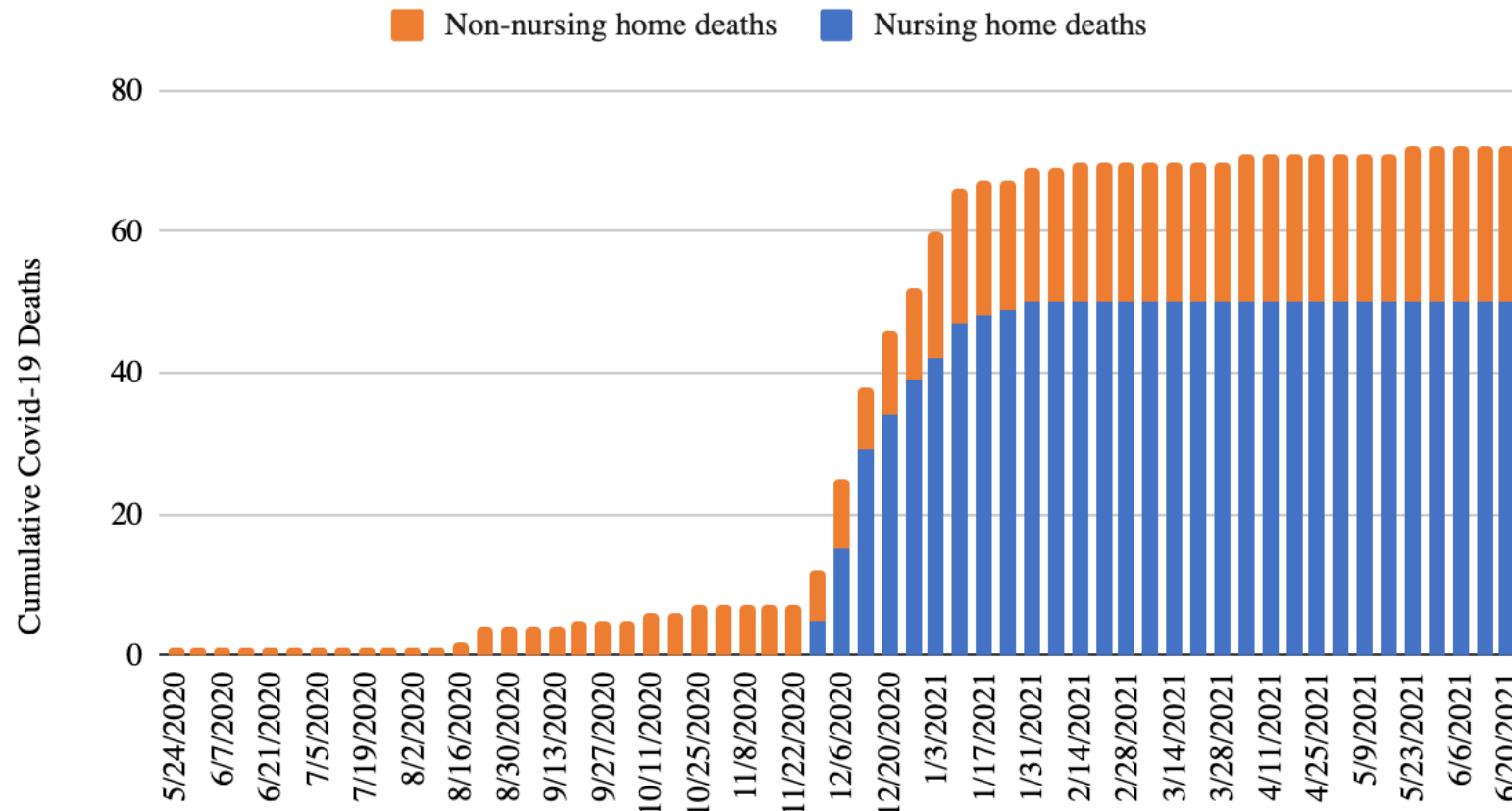
Covid-19 Impact on nursing homes in Sutter County

Cumulative Covid-19 Deaths: Nursing homes vs. Non-nursing homes



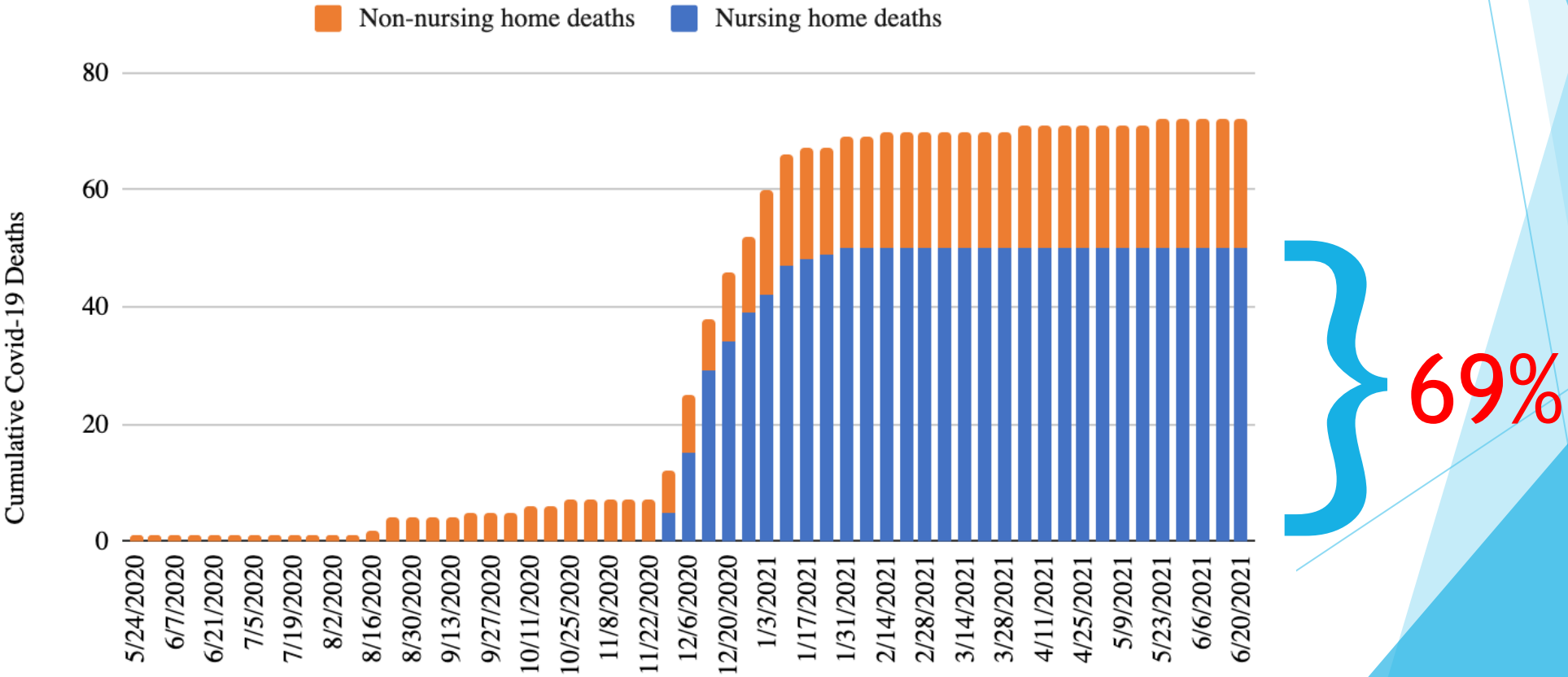
Covid-19 Impact on nursing homes in Nevada County

Cumulative Covid-19 Deaths: Nursing homes vs. Non-nursing homes



Covid-19 Impact on nursing homes in Nevada County

Cumulative Covid-19 Deaths: Nursing homes vs. Non-nursing homes



Nursing Home Covid-19 Breakdown Nevada County

	Total Resident Covid-19 Cases	Total Resident Covid-19 Deaths
CRYSTAL RIDGE CARE CENTER (65 beds)	19	3
GOLDEN EMPIRE (117 beds)	109	31
SPRING HILL MANOR (43 beds)	64	11
TAHOE FOREST HOSPITAL D/P SNF (22 beds)	11	1
WOLF CREEK CARE CENTER (51 beds)	26	4
TOTAL	229	50

Data as of 6/20/2021

Nursing Home Covid-19 Breakdown Yuba County

	Total Resident Covid-19 Cases	Total Resident Covid-19 Deaths	Total bed
MARYSVILLE POST-ACUTE (86 beds)	52	4	86

Data as of 6/20/2021

Nursing Home Covid-19 Breakdown Sutter County

	Total Resident Covid-19 Cases	Total Resident Covid-19 Deaths
YUBA CITY POST ACUTE (59 beds)	50	6
BRIDGEVIEW POST ACUTE (130 beds)	70	3
FOUNTAINS, THE (145 beds)	72	2
RIVER VALLEY CARE CENTER (99 beds)	71	14
TOTAL	263	25

Data as of 6/20/2021

Nursing Home Covid-19 Breakdown Placer County

	Total Resident Covid-19 Cases	Total Resident Covid-19 Deaths
OAK RIDGE HEALTHCARE CENTER (67 beds)	59	6
ROCK CREEK CARE CENTER (80 beds)	3	0
WESTVIEW HEALTHCARE CENTER (175 beds)	146	14
ROSEVILLE CARE CENTER (180 beds)	128	15
ROSEVILLE POINT HEALTH & WELLNESS CENTER (98 beds)	30	1

	Total Resident Covid-19 Cases	Total Resident Covid-19 Deaths
AUBURN OAKS CARE CENTER (99 beds)	35	6
LINCOLN MEADOWS CARE CENTER (97 beds)	10	0
AUBURN RAVINE TERRACE (59 beds)	15	1
SIENA SKILLED NURSING AND REHABILITATION CENTER (107 beds)	16	1
PINE CREEK CARE CENTER (99 beds)	59	6
TOTAL	501	50

Data as of 6/20/2021

Sources

- ▶ CDA- 2021 Population Demographics-AAA4
- ▶ U.S. Census Bureau
- ▶ Yuba/Sutter PIT 2019
- ▶ Connecting Point Data
- ▶ CMS COVID-19 Nursing Home Dataset
- ▶ CHHS Statewide COVID-19 Cases Deaths Tests Dataset
- ▶ The New York Times

Note: Data are pulled from publicly available sources. Due to the nature of public data sources and the volatility of Covid-19, this data may include inaccuracies or missing information. Please interpret with discretion.

Discussion

What's Next?

11:15 - 11:20 am | Break (5 min)

11:20 - 11:45 am | Breakout Sessions:

- I. Nevada County
- II. Placer County
- III. Yuba/ Sutter Counties

***Please navigate back to the “Registered Participants” tab
to join a breakout session.***

THANK YOU!

Please take a quick 5-minute break and then navigate back to the “Registered Participants” tab to join an available breakout session at 11:20 am.

